




Your yearbook is interactive with **Aurasma!**



See your yearbook come to life! Here's how:

1. Visit the App Store or Google Play and download the **Aurasma** app.
2. Swipe through the tutorial screens, then press **Skip** on the account setup screen.
3. In the app, tap  and then .
4. Type (Aurasma channel name) and tap **Search** or **Done**.
5. Select our school and then tap **Follow**.
6. Tap , point the viewfinder over the cover and watch it come to life!